


OPTIONAL ACCESSORIES



SUPERFORM MOTOR UNIT

Equipped with manual speed adjustment and automatic torque control for an easy and fast working of the SUPERFORM machine.



The motor unit is supplied only with the machine assembled.

- 7915.030 220V Motor Unit for SUPERFORM/A-AP-S-V-R-RCP
- 7915.031 110V Motor Unit for SUPERFORM/A-AP-S-V-R-RCP
- 7915.032 220V Motor Unit for SUPERFORM/AF-VP
- 7915.033 110V Motor Unit for SUPERFORM/AF-VP

- 600.023 Foot switch for 7915.030/031/032/033 motors

SUPERFORM-ICF MOTOR UNIT

- 7915.035 220V Motor Unit for SUPERFORM/IC-F
- 7915.036 110V Motor Unit for SUPERFORM/IC-F
- 600.023ICF Foot switch for 7915.035 motor



Loose Component Feeder CS

The horizontal feeder CS is used for carrying loose components to the toothed driving wheels of Superform.

It is strongly recommended to use the feeder only on motorized machines.

- 7915.180 Feeder CS10 for SUPERFORM/A-AP-S
- 7915.181 Feeder CS20 for SUPERFORM/VP
- 7915.182 Feeder CS30 for SUPERFORM/V
- 7915.184 Feeder CS40 for SUPERFORM/AF

Waste Tape Expeller TNS

Designed to remove the waste tape after the cutting and bending operation, it is assembled on the back of the Superform machines.

- 7915.080A Expeller for SUPERFORM/A-AP-V-S-R-RCP
- 7915.080B Expeller for SUPERFORM/AF-VP



SUPERFORM Tape Reel Holder BR6

A tape reel holder arm to be fixed on the left side of Superform, to facilitate unwinding of the tape.

- 7915.185 BR6 for all SUPERFORM models

